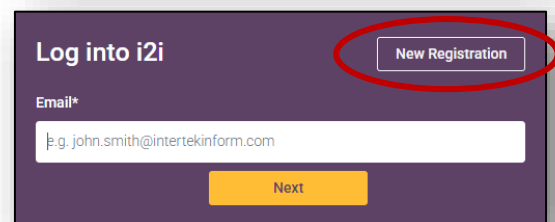




Registering for Standards at NMTAFE

Go to the North Metropolitan TAFE Library's [Standards Australia](#) page:

1. Click on the "Standards Australia Online > NMT" link
2. Click on "New Registration"



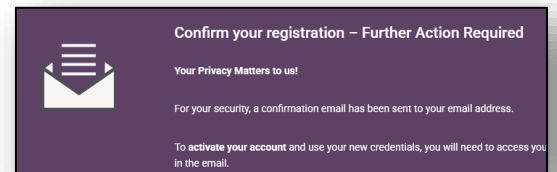
3. Fill 'Your Details' as follows:
 - First name
 - Last name
 - TAFE Email, and
 - **Create** and **Confirm** your Password

4. Click Next

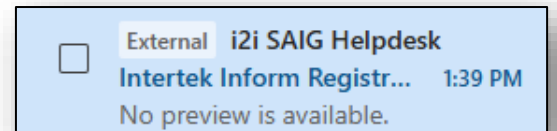
5. Fill out the Company details as follows
 - Company **select** "North Metropolitan TAFE"
 - Business Unit **select** "North Metropolitan TAFE"
 - Country **select** "Australia"
 - **Tick** confirm
 - **Click** "Complete Registration"



6. You will now be prompted to confirm your registration

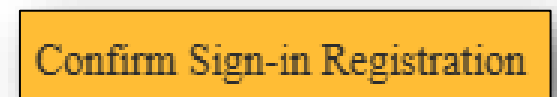


7. **Login** to your TAFE Outlook account → **Open** the email from i2i



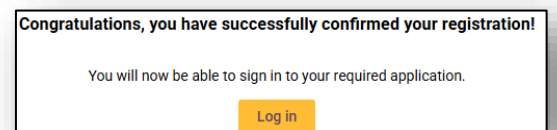
If you do not see it in your email, check your spam folder

8. Within the email, **click** on the “Confirm Sign-in Registration” Button



You will be sent to a website confirming your registration

9. **Select** Log in



10. **Enter** your Student email → **Click** Next

11. **Enter** your password → **Click** Log-in



12. Select 'Skip' (If you do not want to watch the videos)

Skip

Yes, Guide me

13. Select Confirm, then select 'Continue'

Privacy Notice (GDPR)

Privacy Rights, our i2i Privacy Policy has changed effective 2018-01-01. By checking the checkbox below, you consent to SAI Global continuing to process your personal information in accordance with our full Privacy Policy. You can withdraw consent to the Privacy Policy at any time by updating your Privacy Consent setting on the i2i "My Account" page.

If you must consent to the new Privacy Policy by checking the checkbox below.

Confirm ☒

Continue